

///Rowmark®



Laser Engraving
COLOR CHART

Product Material Selection

Rowmark's QMS is ISO 9001 certified



LASERMAX® NEW



Your go-to laserable plastic sheet material with the most color choices available. Featuring popular color combinations that are great for outdoor and indoor projects. Ideal for signs, name badges and name plates, plaques, trophies and so much more!

Crimson/ White	Crimson/ Black	Crimson/ Yellow	Claret/ White	Ribbon Pink/ White	Ribbon Pink/ Black
LM912-602 2-ply 1/32" LM922-602 2-ply 1/16" LM942-602 2-ply 1/8" LM943-602 3-ply 1/8"	LM922-604 2-ply 1/16"	LM922-607 2-ply 1/16"	LM922-622 2-ply 1/16"	LM922-662 2-ply 1/16"	LM922-664 2-ply 1/16"

Tangerine/ White	Vibrant Orange/Black	Canary/ Black	Canary/ Crimson	Kelley Green/ White	Kelley Green/ Black
LM922-612 2-ply 1/16"	LM922-624 2-ply 1/16"	LM912-704 2-ply 1/32" LM922-704 2-ply 1/16" LM942-704 2-ply 1/8" LM943-704 3-ply 1/8"	LM922-706 2-ply 1/16"	LM912-932 2-ply 1/32" LM922-932 2-ply 1/16" LM942-932 2-ply 1/8"	LM922-934 2-ply 1/16"

Celadon Green/ White	Evergreen/ White	Sky Blue/ White	Sky Blue/ Yellow	Sapphire/ White	Light Blue/ White
LM922-972 2-ply 1/16"	LM912-912 2-ply 1/32" LM922-912 2-ply 1/16" LM942-912 2-ply 1/8"	LM912-512 2-ply 1/32" LM922-512 2-ply 1/16" LM942-512 2-ply 1/8" LM943-512 3-ply 1/8"	LM922-517 2-ply 1/16"	LM922-502 2-ply 1/16"	LM922-562 2-ply 1/16"

Patriot Blue/ White	China Blue/ White	Purple/ White	White/ Crimson	White/ Burgundy	White/ Sky Blue
LM922-552 2-ply 1/16"	LM922-382 2-ply 1/16"	LM922-582 2-ply 1/16"	LM922-206 2-ply 1/16"	LM922-226 2-ply 1/16"	LM922-205 2-ply 1/16"

White/ Bright Green	White/ Pine Green	White/ Black	Ivory/ Dark Brown	Almond/ Black	Light Grey/ Burgundy
LM922-209 2-ply 1/16"	LM922-269 2-ply 1/16"	LM912-204 2-ply 1/32" LM922-204 2-ply 1/16" LM942-204 2-ply 1/8" LM943-204 3-ply 1/8"	LM922-228 2-ply 1/16"	LM922-854 2-ply 1/16"	LM922-326 2-ply 1/16"

Light Grey/ Marine Blue	Light Grey/ Black	Smoke Grey/ White	Med. Brown/ White	Dark Brown/ White	Black/ White
LM922-325 2-ply 1/16"	LM922-324 2-ply 1/16"	LM922-312 2-ply 1/16"	LM922-822 2-ply 1/16"	LM922-842 2-ply 1/16"	LM912-402 2-ply 1/32" LM922-402 2-ply 1/16" LM942-402 2-ply 1/8" LM943-402 3-ply 1/8"

Gloss Black/ White	Black/ Red	Black/ Yellow	Black/ Gold	Gloss Black/ Gold	Black/ Silver
LM922-422 2-ply 1/16"	LM922-406 2-ply 1/16"	LM922-407 2-ply 1/16"	LM922-417 2-ply 1/16"	LM922-427 2-ply 1/16"	LM922-413 2-ply 1/16"

 Celestial Blue/ Gold LM922-577 2-ply 1/16"	 Harbor Grey/ White LM922-362 2-ply 1/16"	 Port Wine/ Gold* LM922-677 2-ply 1/16"	 Verde/ Gold* LM922-937 2-ply 1/16"	 Cashew/ Taupe LM922-138 2-ply 1/16"	 Cashew/ Black LM922-134 2-ply 1/16"
 Cashew/ Dark Brown LM922-188 2-ply 1/16"	 Cinnamon Stick/Ash LM922-022 2-ply 1/16"	 Cinnamon Stick/White LM922-222 2-ply 1/16"	 Kona/ Ash LM922-082 2-ply 1/16"	 Kona/ White LM922-012 2-ply 1/16"	 Rose Gold/ Black* LM922-684 2-ply 1/16"
 Deep Bronze/ Black* LM922-884 2-ply 1/16"	 Br. Copper/ Black* LM922-894 2-ply 1/16"	 Brushed Bronze/Black* LM922-874 2-ply 1/16"	 Brushed Gold/ Black* LM912-734 2-ply 1/32" LM922-734 2-ply 1/16" LM942-734 2-ply 1/8"	 European Gold/Black* LM912-754 2-ply 1/32" LM922-754 2-ply 1/16" LM942-754 2-ply 1/8"	 Smooth Gold/ Black* LM912-714 2-ply 1/32" LM922-714 2-ply 1/16" LM942-714 2-ply 1/8"
 Br. Aluminum/ Black* LM912-354 2-ply 1/32" LM922-354 2-ply 1/16" LM942-354 2-ply 1/8"	 Brushed Silver/Black* LM912-334 2-ply 1/32" LM922-334 2-ply 1/16" LM942-334 2-ply 1/8"	 Smooth Silver/ Black* LM912-344 2-ply 1/32" LM922-344 2-ply 1/16" LM942-344 2-ply 1/8"	 Brushed Bronze/White* LM922-872 2-ply 1/16"	 Brushed New Bronze/White LM122-872 2-ply 1/16"	 Brushed New Bronze/Black LM122-874 2-ply 1/16"
 Brushed Pewter/Black LM122-374 2-ply 1/16"	 Brushed Sterling/White LM122-392 2-ply 1/16"	 Brushed Sterling/Black LM122-394 2-ply 1/16"	 Brushed Charcoal/White LM122-432 2-ply 1/16"	 Brushed Charcoal/Black LM122-434 2-ply 1/16"	 Brushed Pewter/White LM122-372 2-ply 1/16"

Material: Microsurfaced impact acrylic

Sheet Size: 24-1/8" x 48-3/4" // 613mm x 1238mm

Port Wine & Harbor Grey*:

23-1/2" x 49" // 597mm x 1245mm

Kona/Ash & Kona/White*:

23-5/8" x 49" // 600mm x 1245mm

Engraving Depth: .003" // 0.08mm






*LaserMax® metals are available with NoMark® Plus finish by adding "04" to the end of the item code. *Some LaserMax® foils are not recommended for applications in which UV stability is a requirement.

◆ Not recommended for harsh or high humidity indoor or outdoor applications.

LASERMAX® TRI-LAYER NEW



Three layers to double your productivity! Our tri-layered laserable plastic sheet helps increase fabrication speed by eliminating secondary processes such as paint filling and vinyl application. Perfect for interior or exterior hospital and safety signage, industrial tagging, equipment marking and more.

 Green/Black/ White TL923-942 3-ply 1/16"	 White/Blue/ Black TL923-254 3-ply 1/16"	 White/Red/ Black TL923-264 3-ply 1/16"	 White/Yellow/ Black TL923-274 3-ply 1/16"	 Yellow/Red/ Black TL923-764 3-ply 1/16"
--	--	---	--	---

Material: Microsurfaced Impact Acrylic

Sheet Size: 24-1/8" x 48-3/4" // 613mm x 1238mm

Finish: Matte non-glare

Engraving Depth: .003" // 0.08mm
.008" // 0.20mm

METALGRAPH PLUS



Plastic sheet that looks like real metal and is guaranteed to perform outdoors. Metalgraph Plus has an integrated hard coat and sub-surface brush finish that's fingerprint and moisture-resistant. Great for signage, personal identification, trophies, awards, and more.

Br. Stainless Steel/Black	Br. Copper Penny/Black	Br. Antique Gold/Black	Br. Bright Nickel/Black	Br. Stainless Steel/Red	Br. Stainless Steel/Blue
MP912-314 2-ply 1/32" MP922-314 2-ply 1/16" MP942-314 2-ply 1/8"	MP912-864 2-ply 1/32" MP922-864 2-ply 1/16" MP942-864 2-ply 1/8"	MP912-764 2-ply 1/32" MP922-764 2-ply 1/16" MP942-764 2-ply 1/8"	MP912-364 2-ply 1/32" MP922-364 2-ply 1/16" MP942-364 2-ply 1/8"	MP912-316 2-ply 1/32" MP922-316 2-ply 1/16" MP942-316 2-ply 1/8"	MP912-315 2-ply 1/32" MP922-315 2-ply 1/16" MP942-315 2-ply 1/8"
Br. Antique Gold/Red	Br. Antique Gold/Blue	Br. Antique Gold/Gold	Br. Stainless Steel/Silver	Textured Copper/Black	Textured Gold/Black
MP912-766 2-ply 1/32" MP922-766 2-ply 1/16" MP942-766 2-ply 1/8"	MP912-765 2-ply 1/32" MP922-765 2-ply 1/16" MP942-765 2-ply 1/8"	MP922-767 2-ply 1/16" MP942-767 2-ply 1/8"	MP922-313 2-ply 1/16" MP942-313 2-ply 1/8"	MP822-864 2-ply 1/16"	MP822-764 2-ply 1/16"
Textured Gold/Gold	Textured Nickel/Black	Textured Stainless Steel/Silver	Material: Microsurfaced impact acrylic		
MP822-767 2-ply 1/16"	MP822-364 2-ply 1/16"	MP822-313 2-ply 1/16"	Finish: Brushed metal, Textured		
			Sheet Size: 24-1/8" x 48-3/4" // 613mm x 1238mm		
			Engraving Depth: .003" // 0.08mm		

TEXTURES



Tough and durable with a textured surface that's fingerprint, grease, and dirt-resistant. Textures is simply the best laser engravable plastic sheet product for interior and exterior high traffic sign making projects.

Pimento/White	Ruby/White	Red Clay/White	Tangerine/White	Acid Yellow/Black	Acid Yellow/Dark Brown
822-642 2-ply 1/16" 842-642 2-ply 1/8"	822-622 2-ply 1/16"	822-662 2-ply 1/16"	822-652 2-ply 1/16"	822-774 2-ply 1/16"	822-778 2-ply 1/16"
Jungle Green/White	Aquamarine/White	Teal/White	Royal Blue/White	Sapphire/White	Bermuda Tan/Dark Brown
822-962 2-ply 1/16"	822-522 2-ply 1/16"	822-992 2-ply 1/16"	822-592 2-ply 1/16" 842-592 2-ply 1/8"	822-503 2-ply 1/16"	822-258 2-ply 1/16"
Desert Sand/Black	Coffee Bean/White	White/Red	Winter White/Blue	Winter White/Black	Ash Grey/White
822-854 2-ply 1/16"	822-892 2-ply 1/16"	822-246 2-ply 1/16"	822-205 2-ply 1/16"	822-244 2-ply 1/16" 842-244 2-ply 1/8"	822-302 2-ply 1/16"
Ash Grey/Black	Coal Black/White	Material: Co-extruded impact acrylic		Sheet Size: 24-1/8" x 48-3/4" // 613mm x 1238mm	
822-374 2-ply 1/16"	822-422 2-ply 1/16" 842-422 2-ply 1/8"	Finish: Textured		Engraving Depth: .007" // 0.18mm	
		Acid Yellow, Pimento, Red Clay & Aquamarine: .010" // 0.25mm			

THE NATURALS



Add a touch of nature to your projects with The Naturals by Rowmark. The Naturals feature authentic, nature-inspired textured patterns like leather, wood and real stone. This product is a perfect fit for craft and artistry projects, contemporary signage, name badges and name plates.

Mojave Black/ White	Mojave Black/ Black	Burnt Sienna/ Ash	Burnt Sienna/ Beige	Aspen Grey/ Light Grey	Aspen Grey/ Black
TN922-422 2-ply 1/16" TN942-422 2-ply 1/8"	TN922-424 2-ply 1/16" TN942-424 2-ply 1/8"	TN922-822 2-ply 1/16" TN942-822 2-ply 1/8"	TN922-828 2-ply 1/16" TN942-828 2-ply 1/8"	TN922-323 2-ply 1/16" TN942-323 2-ply 1/8"	TN922-324 2-ply 1/16" TN942-324 2-ply 1/8"
Black Galaxy/ White	Black Galaxy/ Black	Celestial Grey/ White	Celestial Grey/ Grey	Solarius Stone/ Parchment	Solarius Stone/ Black
TN922-412 2-ply 1/16" TN942-412 2-ply 1/8"	TN922-414 2-ply 1/16" TN942-414 2-ply 1/8"	TN922-312 2-ply 1/16" TN942-312 2-ply 1/8"	TN922-313 2-ply 1/16" TN942-313 2-ply 1/8"	TN922-818 2-ply 1/16" TN942-818 2-ply 1/8"	TN922-814 2-ply 1/16" TN942-814 2-ply 1/8"
Luna White/ White	Luna Pearl/ Black	Carbon Ash/ White	Carbon Ash/ Black	Barnwood Grey/ White	Barnwood Grey/ Charcoal
TN922-212 2-ply 1/16" TN942-212 2-ply 1/8"	TN922-214 2-ply 1/16" TN942-214 2-ply 1/8"	TN922-192 2-ply 1/16" TN942-192 2-ply 1/8"	TN922-194 2-ply 1/16" TN942-194 2-ply 1/8"	TN922-162 2-ply 1/16" TN942-162 2-ply 1/8"	TN922-168 2-ply 1/16" TN942-168 2-ply 1/8"
Natural Teak/ Ash	Natural Teak/ Brown	Brazilian Cherry/ Ash	Brazilian Cherry/ Copper	Beechwood/ Ivory	Beechwood/ Brown
TN922-172 2-ply 1/16" TN942-172 2-ply 1/8"	TN922-178 2-ply 1/16" TN942-178 2-ply 1/8"	TN922-022 2-ply 1/16" TN942-022 2-ply 1/8"	TN922-028 2-ply 1/16" TN942-028 2-ply 1/8"	TN922-134 2-ply 1/16" TN942-134 2-ply 1/8"	TN922-138 2-ply 1/16" TN942-138 2-ply 1/8"
Tobacco Leather/ White	Stone Grey Leather/ Black	Vanilla Leather/ Black	Midnight Leather/ White	Whitewash/ White	Whitewash/ Black
TN922-812 2-ply 1/16" TN942-812 2-ply 1/8"	TN922-304 2-ply 1/16" TN942-304 2-ply 1/8"	TN922-854 2-ply 1/16" TN942-854 2-ply 1/8"	TN922-402 2-ply 1/16" TN942-402 2-ply 1/8"	TN922-232 2-ply 1/16" TN942-232 2-ply 1/8"	TN922-234 2-ply 1/16" TN942-234 2-ply 1/8"

Material: Microsurfaced Impact acrylic

Sheet Size: 24-1/8" x 48-3/4" // 613mm x 1238mm

Finish: Textured

Engraving Depth: .003" // 0.08mm

LASERGLOW®



LaserGlow® glow-in-the-dark plastic sheet is specially engineered to exceed the photo-luminescent standards set by many municipalities and organizations. As a laserable, non-radioactive flexible plastic substrate, it is the ideal choice for exit, emergency and way-finding signage.

UltraGlow	Glow with Adhesive	Glow ADA Compliant	Glow Reverse Engravable	Material: Modified impact acrylic
ULG321-911 2-ply 1/16" ULG341-911 2-ply 1/8"	LG302-911 1-ply .020"	LG311-911 1-ply 1/32" LG321-911 1-ply 1/16" LG341-911 1-ply 1/8"	LG322-911 2-ply .050"	Finish: Matte non-glare
				Sheet Size: 24-1/8" x 48-3/4" // 613mm x 1238mm
				Engraving Depth: .022" // 0.56mm (Reverse only)

DURMARK NEW



The ideal plastic sheet for the most demanding environment! DurMark has been engineered with a tough, chemical-resistant cap layer that can be easily laser or rotary engraved. Great for indoors or out and perfect for control panels, machine tags, and safety signage.

Black/ White	White/ Black	Red/ White	Blue/ White	Yellow/ Black	Pine Green/ White
DM922-402 2-ply 1/16" DM942-402 2-ply 1/8"	DM922-204 2-ply 1/16" DM942-204 2-ply 1/8"	DM922-602 2-ply 1/16" DM942-602 2-ply 1/8"	DM922-512 2-ply 1/16" DM942-512 2-ply 1/8"	DM922-704 2-ply 1/16" DM942-704 2-ply 1/8"	DM922-912 2-ply 1/16" DM942-912 2-ply 1/8"
White/ Red	White/ Blue	Dark Grey/ White	Orange/ White		
DM922-206 2-ply 1/16" DM942-206 2-ply 1/8"	DM922-205 2-ply 1/16" DM942-205 2-ply 1/8"	DM922-332 2-ply 1/16" DM942-332 2-ply 1/8"	DM922-652 2-ply 1/16" DM942-652 2-ply 1/8"		

Material: Impact acrylic
Sheet Size: 24" x 48" // 610mm x 1219mm
Finish: Matte non-glare
Engraving Depth: .005" // 0.13mm

LASERMARK®



Perfect for interior laser engraving projects! LaserMark® engravable plastic is available in a wide selection of popular solid colors and wood finishes and is ideal for signs, name badges and name plates, plaques, and trophy applications.

Red/ White	Red/ Yellow	Yellow/ Black	Bright Green/ White	Pine Green/ White	Sapphire/ White
922-602 2-ply .052"	922-607 2-ply .052"	922-704 2-ply .052"	922-932 2-ply .052"	922-912 2-ply .052"	922-502 2-ply .052"
Blue/ White	Blue/ Yellow	Navy/ White	Ivory/ Brown	Med. Brown/ White	Dark Brown/ White
922-512 2-ply .052"	922-517 2-ply .052"	922-552 2-ply .052"	922-228 2-ply .052"	922-822 2-ply .052"	922-842 2-ply .052"
White/ Red	White/ Blue	White/ Black	Light Grey/ White	Grey/ White	Black/ White
922-206 2-ply .052"	922-205 2-ply .052"	922-204 2-ply .052"	922-322 2-ply .052"	922-312 2-ply .052"	922-402 2-ply .052"
Gloss Black/ White	Black/ Yellow	Black/ Gold	Gloss Black/ Gold	Port Wine/ Gold	Verde/ Gold
922-422 2-ply .052"	922-407 2-ply .052"	922-417 2-ply .052"	922-427 2-ply .052"	922-677 2-ply .052"	922-937 2-ply .052"
Celestial Blue/ Gold	Cherry/ White	Black Walnut/ White	Walnut/ White	English Walnut/White	Rose Gold/ Black
922-577 2-ply .052"	922-152 2-ply .052"	922-002 2-ply .052"	922-172 2-ply .052"	922-192 2-ply .052"	922-684 2-ply .052"

Br. Copper/ Black	Smooth Gold/ Black*	Br. Gold/ Black*	European Gold/Black*	Br. Aluminum/ Black*	Br. Silver/ Black*
922-894 2-ply .052"	922-714 2-ply .052"	922-734 2-ply .052"	922-754 2-ply .052"	922-354 2-ply .052"	922-334 2-ply .052"



Material: Microsurfaced impact acrylic

Sheet Size: 24-1/8" x 48-3/4" // 613mm x 1238mm

Port Wine: 23-1/2" x 49" // 597mm x 1245mm

Finish: Matte non-glare

Brushed metal

Patterned

Gloss ■

Engraving Depth: .003" // 0.08mm

◆ Not recommended for harsh or high humidity indoor or outdoor applications.

*LaserMark® metals are available with NoMark® Plus finish by adding "0+" to the end of the item code.

FLEXIBRASS® & FLEXICOLOR®



Flexible, lightweight and tough... FlexiBrass® engravable plastic sheet combines the classic, crisp definition of real brass engraving with all the advantages of a laserable material. FlexiColor® engravable sheets feature the properties of FlexiBrass® in brilliant color combinations. Available with or without adhesive. Ideal for interior signage, trophies, awards and plaques.

Port Wine/ Brass	Port Wine/ White	Verde/ Brass	Celestial Blue/Brass	Celestial Blue/ White	Harbor Grey/ Silver
602-677 2-ply .020"	602-672 2-ply .020"	602-937 2-ply .020"	602-577 2-ply .020"	602-572 2-ply .020"	602-363 2-ply .020"
Harbor Grey/ White	Brushed Gold/Blue	Brushed Copper/Black	Brushed Bronze/Black	Deep Bronze/ Black	Rose Gold/ Black
602-362 2-ply .020"	602-735 2-ply .020"	602-894 2-ply .020"	602-874 2-ply .020"	602-884 2-ply .020"	602-684 2-ply .020"
Brushed Gold/Black	European Gold/Black	Trophy Gold/ Black	Smooth Gold/ Black	Yellow/ Black	Red/ White
602-734 2-ply .020"	602-754 2-ply .020"	602-794 2-ply .020"	602-714 2-ply .020"	602-744 2-ply .020"	602-602 2-ply .020"
Blue/ White	White/ Black	Black/ White	Matte Black/ Brass	Gloss Black/ Brass	Matte Black/ Silver
602-512 2-ply .020"	602-204 2-ply .020"	602-402 2-ply .020"	602-417 2-ply .020"	602-427 2-ply .020"	602-413 2-ply .020"
Gloss Black/ Silver	Br. Aluminum/ Black	Brushed Silver/Black	Smooth Silver/ Black	Trophy Silver/ Black	Brushed Red/ White
602-423 2-ply .020"	602-354 2-ply .020"	602-334 2-ply .020"	602-344 2-ply .020"	602-394 2-ply .020"	602-652 2-ply .020"
Brushed Red/ Brass	Brushed Blue/ White	Brushed Blue/ Brass	Brushed Black/ Brass	Brushed Black/ White	
602-657 2-ply .020"	602-552 2-ply .020"	602-557 2-ply .020"	602-457 2-ply .020"	602-452 2-ply .020"	

Material: Microsurfaced impact acrylic

Sheet Size: 24-1/8" x 48-3/4" // 613mm x 1238mm

Port Wine & Harbor Grey:**
23-1/2" x 49" // 597mm x 1245mm

Finish: Matte non-glare

Brushed metal

Patterned

Gloss ■

Engraving Depth: .003" // 0.08mm






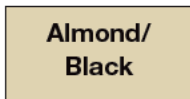
◆ Not recommended for harsh or high humidity indoor or outdoor applications.

Available with or without adhesive. To order with adhesive, add an "9" to the end of the six digit code.

ULTRAGRAVE® MATTE & SATIN



Designed to be the industry's most user-friendly plastic sheet featuring a durable matte and satin-grain finishes in trendy colors. Great for interior and exterior signs, awards, name badges and name plates and an outstanding choice for safety signs, electrical and industrial tags, and automotive labeling.

<p>Red/ White</p>  <p>M: UG662-602 2-ply .010" M: UG602-602 2-ply .020" M: UG922-602 2-ply 1/16" S: UG122-602 2-ply 1/16"</p>	<p>Red/ Black</p>  <p>M: UG922-604 2-ply 1/16" S: UG122-604 2-ply 1/16"</p>	<p>Exotica/ White</p>  <p>S: UG122-882 2-ply 1/16"</p>	<p>Burgundy/ White</p>  <p>M: UG922-622 2-ply 1/16" S: UG122-622 2-ply 1/16"</p>	<p>Burgundy/ Gold</p>  <p>M: UG922-627 2-ply 1/16"</p>	<p>Orange/ White</p>  <p>M: UG922-612 2-ply 1/16" S: UG122-612 2-ply 1/16"</p>
<p>Orange/ Black</p>  <p>M: UG922-614 2-ply 1/16" S: UG122-614 2-ply 1/16"</p>	<p>Yellow/ Black</p>  <p>M: UG662-704 2-ply .010" M: UG602-704 2-ply .020" M: UG922-704 2-ply 1/16" S: UG122-704 2-ply 1/16"</p>	<p>Apple Green/ White</p>  <p>M: UG602-932 2-ply .020" M: UG922-932 2-ply 1/16" S: UG122-932 2-ply 1/16"</p>	<p>Pine Green/ White</p>  <p>M: UG922-912 2-ply 1/16" S: UG122-912 2-ply 1/16"</p>	<p>Forest Green/ White</p>  <p>M: UG922-992 2-ply 1/16" S: UG122-992 2-ply 1/16"</p>	<p>Forest Green/ Gold</p>  <p>M: UG922-997 2-ply 1/16"</p>
<p>Turbulent/ White</p>  <p>M: UG922-942 2-ply 1/16"</p>	<p>Blue/ White</p>  <p>M: UG662-512 2-ply .010" M: UG602-512 2-ply .020" M: UG922-512 2-ply 1/16" S: UG122-512 2-ply 1/16"</p>	<p>Air Force Blue/White</p>  <p>M: UG922-532 2-ply 1/16" S: UG122-532 2-ply 1/16"</p>	<p>Royal Blue/ White</p>  <p>M: UG922-592 2-ply 1/16" S: UG122-592 2-ply 1/16"</p>	<p>Royal Blue/ Gold</p>  <p>M: UG602-597 2-ply .020" M: UG922-597 2-ply 1/16"</p>	<p>Navy Blue/ White</p>  <p>M: UG922-552 2-ply 1/16" S: UG122-552 2-ply 1/16"</p>
<p>Navy Blue/ Gold</p>  <p>M: UG922-557 2-ply 1/16"</p>	<p>Taupe/ White</p>  <p>M: UG922-802 2-ply 1/16" S: UG122-802 2-ply 1/16"</p>	<p>Almond/ Black</p>  <p>M: UG922-854 2-ply 1/16"</p>	<p>Craftsmen/ White</p>  <p>M: UG922-832 2-ply 1/16" S: UG122-832 2-ply 1/16"</p>	<p>White/ Black</p>  <p>M: UG662-204 2-ply .010" M: UG602-204 2-ply .020" M: UG922-204 2-ply 1/16" S: UG122-204 2-ply 1/16"</p>	<p>White/ Clear*</p>  <p>M: UG602-201 2-ply .020" M: UG922-201 2-ply 1/16"</p>
<p>White/ Red</p>  <p>M: UG922-206 2-ply 1/16" S: UG122-206 2-ply 1/16"</p>	<p>White/ Blue</p>  <p>M: UG922-205 2-ply 1/16" S: UG122-205 2-ply 1/16"</p>	<p>Brown/ White</p>  <p>M: UG922-822 2-ply 1/16" S: UG122-822 2-ply 1/16"</p>	<p>Chocolate Brown/White</p>  <p>M: UG922-842 2-ply 1/16" S: UG122-842 2-ply 1/16"</p>	<p>Light Gray/ Black</p>  <p>M: UG922-304 2-ply 1/16"</p>	<p>Black/ White</p>  <p>M: UG662-402 2-ply .010" M: UG602-402 2-ply .020" M: UG922-402 2-ply 1/16" S: UG122-402 2-ply 1/16"</p>
<p>Black/ Clear*</p>  <p>M: UG602-401 2-ply .020" M: UG922-401 2-ply 1/16"</p>	<p>Black/ Silver Gray</p>  <p>M: UG922-423 2-ply 1/16" S: UG122-423 2-ply 1/16"</p>	<p>Matte Black/ Gold</p>  <p>M: UG922-417 2-ply 1/16"</p>	<p>Glossy Black/ Gold</p>  <p>M: UG602-427 2-ply .020"</p>		

M: Matte
S: Satin

Material: Microsurfaced impact acrylic

Sheet Size: 24-1/8" x 48-3/4" // 613mm x 1238mm

Finish: Matte non-glare
Satin grain
Gloss ■

Engraving Depth: .005" // 0.13mm

LASERGLOSS EXTERIOR NEW



LaserGloss Exterior features a stunning, laser-friendly gloss finish that can stand up to the harshest elements. With a tough, exterior-rated gloss top layer designed for outdoor use, LaserGloss Exterior will keep its finish year after year in virtually any application!

Red/ White	Yellow/ Black	Pine Green/ White	Blue/ White	White/ Black	Black/ White
LGE922-602 2-ply 1/16"	LGE922-704 2-ply 1/16"	LGE922-912 2-ply 1/16"	LGE922-512 2-ply 1/16"	LGE922-204 2-ply 1/16"	LGE922-402 2-ply 1/16"
Dark Grey/ White	Orange/ White				
LGE922-332 2-ply 1/16"	LGE922-652 2-ply 1/16"				

Material: Co-extruded impact acrylic **Sheet Size:** 24-1/8" x 48-3/4" // 613mm x 1238mm

Finish: Gloss **Engraving Depth:** .005" // 0.13mm

LASERLIGHTS



This ultra-thin plastic sheet is designed for laser engraving applications where flexibility and durability are required. Offering excellent exterior properties including resistance to water, solvents, abrasion, and extreme temperatures. This product line is ideal for signs, automotive labeling, electrical and industrial tags.

Yellow/ Black	Black/ White	White/ Black	Brushed Silver/Black	Black/ Gold	Brushed Bronze/Black
S68-1224 12"x24"sheet	S61-1224 12"x24"sheet	S62-1224 12"x24"sheet S62-1205 12"x50' rolls	S63-1224 12"x24"sheet S63-1205 12"x50' rolls	S65-1224 12"x24"sheet S65-1205 12"x50' rolls	S69-1224 12"x24"sheet
Smooth Silver/Black	Black/ Silver	White/ Gold	Smooth Gold/ Black	Brushed Brass/Black	
S73-1224 12"x24"sheet	S75-1224 12"x24"sheet S75-1205 12"x50' rolls	S26-1224 12"x24"sheet	S74-1224 12"x24"sheet	S64-1224 12"x24"sheet S64-1205 12"x50' rolls	

Material: Microsurfaced pre-adhesive plastic **Sheet Size:** 12" x 24" // 305mm x 610mm (sheet)
12" x 50' // 305mm x 15.24m (roll) Backed with a .001" (0.03mm) acrylic pressure sensitive adhesive

Finish: Brushed metal
Gloss ■ **Engraving Depth:** .002" // 0.05mm ◆ Not recommended for harsh or high humidity indoor or outdoor applications.

Gauge: .004" // .10mm

LASERMAG



A laser-friendly flexible magnetic material used to create promotional magnets, repositionable nameplates, vehicle graphics, and more. Not recommended for use with a rotary engraver.

Brushed Silver/Black	Black/ Gold	Brushed Brass/Black	
LM63-1224 2-ply .020"	LM65-1224 2-ply .020"	LM64-1224 2-ply .020"	

Material: Microsurfaced flexible magnetic material

Finish: Brushed metal
Gloss ■ **Sheet Size:** 12" x 24" // 305mm x 610mm

Engraving Depth: .004" // 0.10mm

◆ Not recommended for harsh or high humidity indoor or outdoor applications.

Lucent by Rowmark is a thin, flexible plastic sheet material that is perfect for creating custom stencils, notebook tabs, and other fun gifts. Lucent products feature fashion forward translucent hues to add a touch of color to your designs.

Translucent Smoke	Translucent Green	Translucent Blue	Translucent Pink	Translucent Orange	Translucent Yellow
LC342-025 1-ply .025"	LC999-025 1-ply .025"	LC599-025 1-ply .025"	LC679-025 1-ply .025"	LC669-025 1-ply .025"	LC729-025 1-ply .025"
Translucent Clear	Material: Single-ply modified acrylic Finish: Matte non-glare Sheet Size: 24-1/8" x 48-3/4" // 613mm x 1238mm		Masked on both sides for handling purposes. Rowmark branded masking is applied to the backside and a clear mask on matted surface side to protect the sheet during shipping and handling.		
LC101-025 1-ply .025"					

MESSAGE BOARD

Message Board products are lightweight, easy to fabricate plastic sheets that double as chalkboard or dry erase materials. Easily vector cut out shapes to create fun messages, interior and exterior signage projects or craft projects.

Dry Erase Bright White	Dry Erase Black	Chalkboard Pine Green	Chalkboard Bright White	Chalkboard Black
DE421-204 1-ply 1/16" DE441-204 1-ply 1/8"	DE421-401 1-ply 1/16" DE441-401 1-ply 1/8"	CB321-902 1-ply 1/16" CB341-902 1-ply 1/8"	CB321-204 1-ply 1/16" CB341-204 1-ply 1/8"	CB321-401 1-ply 1/16" CB341-401 1-ply 1/8"
Material: Single-ply modified acrylic Finish: Chalkboard - Micro texture Dry Erase - High Gloss		Sheet Size: 24" x 48" +.1875" -.0" // 610mm x 1219mm		

COLORHUES® & COLORHUES^{EFX}

NEW



ColorHues® single-ply cast acrylic sheet comes in brilliant shades of translucent, opaque, and glitter hues with gloss or matte finish. Great for cut out letters and signs, providing the look of glass in a lightweight, scratch-resistant material, this product line is a go-to for craft and artistry projects to point-of-purchase displays.

 Topaz* Glitter GH341-754 1-ply 1/8"	 Rose Quartz* Glitter GH341-684 1-ply 1/8"	 Amethyst* Glitter GH341-661 1-ply 1/8"	 Ruby* Glitter GH341-601 1-ply 1/8"	 Quartz Crystal* Glitter Translucent GH341-100 1-ply 1/8"	 Diamond* Glitter GH341-304 1-ply 1/8"
 Amber* Glitter GH341-771 1-ply 1/8"	 Tanzanite* Glitter GH341-501 1-ply 1/8"	 Jade* Glitter GH341-901 1-ply 1/8"	 Obsidian* Glitter GH341-401 1-ply 1/8"	 Flamingo* Translucent CH341-690 1-ply 1/8"	 Lemon Zest* Translucent CH341-700 1-ply 1/8"
 Citron* Translucent CH341-720 1-ply 1/8"	 Ice Blue* Translucent CH341-500 1-ply 1/8"	 Glass Green* Translucent CH341-900 1-ply 1/8"	 Clear* Translucent CH341-100 1-ply 1/8" CH351-100 1-ply 1/4"	 Clear Matte Translucent CH341-101 1-ply 1/8" CH351-101 1-ply 1/4"	 Poppy Translucent CH341-601 1-ply 1/8"
 Passion Fruit Translucent CH341-621 1-ply 1/8"	 Cherry Blossom Translucent CH341-611 1-ply 1/8"	 Phantom Translucent CH341-211 1-ply 1/8" CH351-211 1-ply 1/4"	 Daffodil Translucent CH341-721 1-ply 1/8"	 Citrus Translucent CH341-701 1-ply 1/8"	 Kiwi Translucent CH341-931 1-ply 1/8"
 Caribbean Translucent CH341-921 1-ply 1/8"	 Pacific Translucent CH341-551 1-ply 1/8"	 Wedgewood Translucent CH341-541 1-ply 1/8"	 Glacier Translucent CH341-521 1-ply 1/8"	 Wisteria Translucent CH341-581 1-ply 1/8"	 Smoke Translucent CH341-441 1-ply 1/8"
 Scarlet Opaque CH341-631 1-ply 1/8"	 Mango Opaque CH341-651 1-ply 1/8"	 Citronella Opaque CH341-791 1-ply 1/8"	 Cobalt Opaque CH341-501 1-ply 1/8" CH351-501 1-ply 1/4"	 Luxe Blue Opaque CH341-571 1-ply 1/8"	 Storm Grey Opaque CH341-301 1-ply 1/8"
 Bisque Opaque CH341-831 1-ply 1/8"	 White Opaque CH341-201 1-ply 1/8" CH351-201 1-ply 1/4"	 Black Opaque CH341-401 1-ply 1/8" CH351-401 1-ply 1/4"	 Black/ Flamingo EFX CH342-496 2-ply 1/8"	 Black/ Lemon Zest EFX CH342-407 2-ply 1/8"	 Black/ Citron EFX CH342-427 2-ply 1/8"
 Black/ Poppy EFX CH342-406 2-ply 1/8"	 Black/ Passion Fruit EFX CH342-426 2-ply 1/8"	 Black/ Daffodil EFX CH342-417 2-ply 1/8"	 Black/ Kiwi EFX CH342-439 2-ply 1/8"	 Black/ Pacific EFX CH342-455 2-ply 1/8"	

Material: Cell cast acrylic (PMMA)

Sheet Size: 24-1/8" x 48-3/4" +0, -.125" // 613mm x 1238mm

Finish: Matte non-glare (1 side)
Gloss (1 side)
*Gloss both sides
Edge Glow ●

Engraving Depth: ColorHues N/A Single Ply
EFX .003" // 0.08mm

Gauge: 1/8" +/- 0.016" // 0.4mm
1/4" +/- .032" // 0.8mm

Cast acrylics have thickness variations that may present difficulties in applications where thickness tolerance is important (i.e. fitting into extrusions, thermoforming applications where walls must maintain uniform thickness and assembly of complex structures). Check gauge when non-contact engraving takes place, and periodically re-check focal lengths when laser engraving. Multiple passes may be required when laser engraving certain gauges.

ColorHues® Glitter can have shifts in color due to the dispersion and reflection of glitter particles.



ADA ALTERNATIVE



Substrate & Appliqué

This single-ply (mono) sheet has a wide variety of rich matte finish colors that are perfect for cut-out letters and shapes for signs and other projects. This line is designed specifically by Rowmark to comply with the Americans with Disabilities Act (ADA) Federal regulations for signage.

Red	Burgundy	Canyon	Orange	Yellow	Bright Green
311-601 1-ply 1/32" 321-601 1-ply 1/16" 341-601 1-ply 1/8"	311-602 1-ply 1/32" 321-602 1-ply 1/16" 341-602 1-ply 1/8"	311-823 1-ply 1/32" 321-823 1-ply 1/16" 341-823 1-ply 1/8"	311-603 1-ply 1/32" 321-603 1-ply 1/16" 341-603 1-ply 1/8"	311-701 1-ply 1/32" 321-701 1-ply 1/16" 341-701 1-ply 1/8"	311-901 1-ply 1/32" 321-901 1-ply 1/16" 341-901 1-ply 1/8"
Pine Green	Hunter Green	Black Forest Green	Bahama Blue	Blue	Sapphire
311-902 1-ply 1/32" 321-902 1-ply 1/16" 341-902 1-ply 1/8"	311-991 1-ply 1/32" 321-991 1-ply 1/16" 341-991 1-ply 1/8"	311-903 1-ply 1/32" 321-903 1-ply 1/16" 341-903 1-ply 1/8"	311-509 1-ply 1/32" 321-509 1-ply 1/16" 341-509 1-ply 1/8"	311-501 1-ply 1/32" 321-501 1-ply 1/16" 341-501 1-ply 1/8" 351-501 1-ply 1/4"	311-506 1-ply 1/32" 321-506 1-ply 1/16" 341-506 1-ply 1/8"
Light Blue	Coastal Blue	China Blue	Slate	Marine Blue	Air Force Blue
311-571 1-ply 1/32" 321-571 1-ply 1/16" 341-571 1-ply 1/8"	311-521 1-ply 1/32" 321-521 1-ply 1/16" 341-521 1-ply 1/8"	311-302 1-ply 1/32" 321-302 1-ply 1/16" 341-302 1-ply 1/8"	311-321 1-ply 1/32" 321-321 1-ply 1/16" 341-321 1-ply 1/8"	311-502 1-ply 1/32" 321-502 1-ply 1/16" 341-502 1-ply 1/8"	311-504 1-ply 1/32" 321-504 1-ply 1/16" 341-504 1-ply 1/8"
Ultra Violet	Antique Ivory	Sand	Ash	Parchment	Sandalwood
311-581 1-ply 1/32" 321-581 1-ply 1/16" 341-581 1-ply 1/8"	311-801 1-ply 1/32" 321-801 1-ply 1/16" 341-801 1-ply 1/8"	311-808 1-ply 1/32" 321-808 1-ply 1/16" 341-808 1-ply 1/8"	311-214 1-ply 1/32" 321-214 1-ply 1/16" 341-214 1-ply 1/8"	311-811 1-ply 1/32" 321-811 1-ply 1/16" 341-811 1-ply 1/8"	311-218 1-ply 1/32" 321-218 1-ply 1/16" 341-218 1-ply 1/8"
White	Bright White	Light Grey	Pearl Grey	Driftwood	Grey Flannel
311-201 1-ply 1/32" 391-201 1-ply 1mm 321-201 1-ply 1/16" 341-201 1-ply 1/8"	311-204 1-ply 1/32" 391-204 1-ply 1mm 321-204 1-ply 1/16" 341-204 1-ply 1/8" 351-204 1-ply 1/4"	311-305 1-ply 1/32" 321-305 1-ply 1/16" 341-305 1-ply 1/8"	311-306 1-ply 1/32" 321-306 1-ply 1/16" 341-306 1-ply 1/8"	311-595 1-ply 1/32" 321-595 1-ply 1/16" 341-595 1-ply 1/8"	311-331 1-ply 1/32" 321-331 1-ply 1/16" 341-331 1-ply 1/8"
Grey	Silver Grey	Charcoal Grey	Cinder	Beige	Desert Sand
311-301 1-ply 1/32" 321-301 1-ply 1/16" 341-301 1-ply 1/8"	311-308 1-ply 1/32" 321-308 1-ply 1/16" 341-308 1-ply 1/8"	311-307 1-ply 1/32" 321-307 1-ply 1/16" 341-307 1-ply 1/8"	311-413 1-ply 1/32" 321-413 1-ply 1/16" 341-413 1-ply 1/8"	311-831 1-ply 1/32" 321-831 1-ply 1/16" 341-831 1-ply 1/8"	311-851 1-ply 1/32" 321-851 1-ply 1/16" 341-851 1-ply 1/8"

ADA ALTERNATIVE

Substrate & Appliqué



Candlewick		Putty		Taupe		Medium Brown		Dark Brown		Black	
311-805	1-ply 1/32"	311-806	1-ply 1/32"	311-802	1-ply 1/32"	311-821	1-ply 1/32"	311-803	1-ply 1/32"	311-401	1-ply 1/32"
321-805	1-ply 1/16"	321-806	1-ply 1/16"	321-802	1-ply 1/16"	321-821	1-ply 1/16"	321-803	1-ply 1/16"	391-401	1-ply 1mm
341-805	1-ply 1/8"	341-806	1-ply 1/8"	341-802	1-ply 1/8"	341-821	1-ply 1/8"	341-803	1-ply 1/8"	321-401	1-ply 1/16"
										341-401	1-ply 1/8"
										351-401	1-ply 1/4"

Copper		Deep Bronze		Gold		Silver		Graphite		Clear	
311-891	1-ply 1/32"	311-871	1-ply 1/32"	311-771	1-ply 1/32"	311-304	1-ply 1/32"	311-398	1-ply 1/32"	311-101	1-ply 1/32"
321-891	1-ply 1/16"	321-871	1-ply 1/16"	321-771	1-ply 1/16"	321-304	1-ply 1/16"	321-398	1-ply 1/16"	322-101	1-ply 1/16"
341-891	1-ply 1/8"	341-871	1-ply 1/8"	341-771	1-ply 1/8"	341-304	1-ply 1/8"	341-398	1-ply 1/8"	342-101	1-ply 1/8"

Material: Single-ply modified acrylic

Sheet Size: 24-1/8" x 48-3/4" // 613mm x 1238mm

Finish: Matte non-glare

Cutting 1/32" Tactile Letters: 1/4" round & .020" tip at 20° - 25° angle

Available with or without adhesive. To order with adhesive, add an "8" to the end of the six digit code.

REVERSE LASERMARK®



Laser engrave this material from the backside and use any acrylic paint as a back fill, to create a perfect color match for signage or display projects. Reverse LaserMark® plastic sheets feature a clear smooth, non-glare matte finish over a layer of rich color that resists fingerprints. Great for interior and exterior signs, control panels and ADA signage.

Matte/ Red		Matte/ Burgundy		Matte/ Ribbon Pink		Matte/ Yellow		Matte/ Bright Green		Matte/ Blue	
922-601	2-ply 1/16"	922-621	2-ply 1/16"	922-661	2-ply 1/16"	922-701	2-ply 1/16"	922-931	2-ply 1/16"	922-511	2-ply 1/16"

Matte/ Navy Blue		Matte/ White		Matte/ Ivory		Matte/ Dark Brown		Matte/ Black		Matte/ Smooth Gold*	
922-551	2-ply 1/16"	922-201	2-ply 1/16"	922-221	2-ply 1/16"	922-841	2-ply 1/16"	922-401	2-ply 1/16"	922-711	2-ply 1/16"
										942-711	2-ply 1/8"

Gloss/ Smooth Gold*		Matte/Smooth Silver*		Gloss/Smooth Silver*		Matte/ Clear		Clear/ Clear	
922-710	2-ply 1/16"	922-341	2-ply 1/16"	922-340	2-ply 1/16"	311-101	1-ply 1/32"	411-100	1-ply 1/32"
942-710	2-ply 1/8"	942-341	2-ply 1/8"	942-340	2-ply 1/8"	322-101	1-ply 1/16"	422-100	1-ply 1/16"
						342-101	1-ply 1/8"	442-100	1-ply 1/8"

Material: Microsurfaced impact acrylic for reverse engraving

Sheet Size: 24-1/8" x 48-3/4" // 613mm x 1238mm

Finish: Matte non-glare

Engraving Depth: .003" // 0.08mm

Gloss ■

*Some LaserMark® Reverse foils are not recommended for applications in which UV stability is a requirement.

LASERMAX® REVERSE LIGHT BLOCKERS



This product line is perfect for applications that require images to be protected subsurface, allowing for a smooth top surface that can be easily cleaned. Offered in popular colors as well as brushed metallic finishes, ready to be reverse engraved and back filled with your choice of acrylic paint to meet custom needs. Great for interior and exterior signs, control panels and ADA signage.

Matte/ Smooth Silver	Matte/ Black	Matte/ Dark Brown	Matte/ White	Matte/ Grey	Matte/ Sky Blue
LM922-341 2-ply 1/16"	LM922-401 2-ply 1/16"	LM922-841 2-ply 1/16"	LM922-201 2-ply 1/16"	LM922-301 2-ply 1/16"	LM922-511 2-ply 1/16"
Matte/ Crimson	Matte/ Canary	Matte/ Br. Aluminum	Matte/ Br. Stainless Steel	Matte/ Br. Deep Bronze	Matte/ Br. Copper
LM922-601 2-ply 1/16"	LM922-701 2-ply 1/16"	LM922-351 2-ply 1/16"	LM922-361 2-ply 1/16"	LM922-881 2-ply 1/16"	LM922-861 2-ply 1/16"
Matte/ Br. Antique Gold	Material: Microsurfaced impact acrylic for reverse engraving		Sheet Size: 24-1/8" x 48-3/4" // 613mm x 1238mm		
LM922-761 2-ply 1/16"	Finish: Matte non-glare Gloss available upon request		Engraving Depth: .003" // 0.08mm		

COLORCAST ACRYLICS



Your signage will really stand out with this thick cast acrylic sheet designed for reverse engraving applications. Offered in popular colors as well as gold and silver metallic finishes, this product is perfect for applications that require a smooth top surface that can be easily cleaned and sanitized. Great for interior and exterior signs.

Red	Blue	Navy Blue	Almond	White	Grey
CC342-600M 2-ply 1/8"	CC342-500M 2-ply 1/8"	CC342-550M 2-ply 1/8"	CC342-850M 2-ply 1/8"	CC342-200M 2-ply 1/8"	CC342-300M 2-ply 1/8"
CC342-600G 2-ply 1/8"	CC342-500G 2-ply 1/8"	CC342-550G 2-ply 1/8"	CC342-850G 2-ply 1/8"	CC342-200G 2-ply 1/8"	CC342-300G 2-ply 1/8"
CC352-600M 2-ply 1/4"	CC352-500M 2-ply 1/4"	CC352-550M 2-ply 1/4"	CC352-850M 2-ply 1/4"	CC352-200M 2-ply 1/4"	CC352-300M 2-ply 1/4"
CC352-600G 2-ply 1/4"	CC352-500G 2-ply 1/4"	CC352-550G 2-ply 1/4"	CC352-850G 2-ply 1/4"	CC352-200G 2-ply 1/4"	CC352-300G 2-ply 1/4"
Black	Gold	Silver	Clear	Material: Microsurfaced cell cast acrylic	
CC342-400M 2-ply 1/8"	CC342-710M 2-ply 1/8"	CC342-330M 2-ply 1/8"	CC342-100M 1-ply 1/8"	Finish: Matte non-glare (M) Gloss (G)	
CC342-400G 2-ply 1/8"	CC342-710G 2-ply 1/8"	CC342-330G 2-ply 1/8"	CC342-100G 1-ply 1/8"	Sheet Size: 24" x 48" +0, -.125" // 610mm x 1219mm	
CC352-400M 2-ply 1/4"	CC352-710M 2-ply 1/4"	CC352-330M 2-ply 1/4"	CC352-100M 1-ply 1/4"	Engraving Depth: .003" // 0.08mm	
CC352-400G 2-ply 1/4"	CC352-710G 2-ply 1/4"	CC352-330G 2-ply 1/4"	CC352-100G 1-ply 1/4"		

Cast acrylics have thickness variations that may present difficulties in applications where thickness tolerance is important i.e. fitting into extrusions, thermoforming applications where walls must maintain uniform thickness and assembly of complex structures. Check gauge when non-contact engraving takes place, and periodically re-check focal lengths when laser engraving. Multiple passes may be required when lasering certain gauges.

COLORSHOP® WOODS




A Rowmark exclusive, ColorShop® Woods engravable wood sheets feature a two-sided all-natural birch stained in vibrant colors for laser and rotary engraving and UV-LED printing. Save time and money with our prestained wood options ideal for craft, signage and point-of-purchase displays.




Blue Jay

CW1212-125BLJ 1/8"
CW1224-125BLJ 1/8"



Plum

CW1212-125PLM 1/8"
CW1224-125PLM 1/8"



Blush

CW1212-125BLS 1/8"
CW1224-125BLS 1/8"



Cardinal

CW1212-125CAR 1/8"
CW1224-125CAR 1/8"



Clementine

CW1212-125CLM 1/8"
CW1224-125CLM 1/8"



Sunflower

CW1212-125SUN 1/8"
CW1224-125SUN 1/8"



Sage

CW1212-125SAG 1/8"
CW1224-125SAG 1/8"



Merlot

CW1212-125MER 1/8"
CW1224-125MER 1/8"



Night
Shade

CW1212-125NTS 1/8"
CW1224-125NTS 1/8"



Raven

CW1212-125RAV 1/8"
CW1224-125RAV 1/8"



Wheat

CW1212-125WHE 1/8"
CW1224-125WHE 1/8"



Denim

CW1212-125DNG 1/8"
CW1224-125DNG 1/8"



Moss

CW1212-125MSG 1/8"
CW1224-125MSG 1/8"



Goldenrod

CW1212-125GRG 1/8"
CW1224-125GRG 1/8"



Raisin

CW1212-125RSG 1/8"
CW1224-125RSG 1/8"



Cider

CW1212-125CDG 1/8"
CW1224-125CDG 1/8"




Mocha

CW1212-125M0G 1/8"
CW1224-125M0G 1/8"



Dovetail

CW1212-125DTG 1/8"
CW1224-125DTG 1/8"



Whitewash

CW1212-125WWG 1/8"
CW1224-125WWG 1/8"



Graphite

CW1212-125GPG 1/8"
CW1224-125GPG 1/8"

Material: Hardwood layered veneers

Finish: Satin Wood Finish
Grain Wood Finish ▲

Sheet Size: 12" x 12" +.0" -.125" // 305mm x 305mm
12" x 24" +.0" -.125" // 305mm x 610mm

Engraving Depth: .005" // 0.13mm

This product is masked on both sides. As with any natural wood product, there may be slight color variations from sheet to sheet and lot to lot. Actual milled sheet size is 11-7/8" x 23-3/16" and 11-7/8" x 11-7/8" with a 1/16" tolerance.



HOME OFFICE

PO Box 1605
5409 Hamlet Drive
Findlay, Ohio 45840-1605 USA
inquiries@rowmark.com

EUROPE OFFICE/WAREHOUSE

Schaarbeekstraat 44
9120 Beveren-Waas
Belgium
+32 (0)3 870 41 10
emea@rowmark.com

TECHNICAL SUPPORT

877.769.6275 /// 419.425.8974
techhelp@rowmark.com

CUSTOM REQUESTS

800.243.3339 /// 419.425.2407
customerservice@rowmark.com

LATIN AMERICA & TECHNICAL SUPPORT

+55 11 97530-6575 /// latinamerica@rowmark.com

AUSTRALIA & TECHNICAL SUPPORT

Unit 10/167 Prospect Hwy,
Seven Hills NSW 2147
1300 023 370
sales@rowmark.com.au



Engage. Interact. Share.



877.rowmark / rowmark.com

Visit

rowmark.com

View and download our **Usage and Capabilities** PDF
online at www.rowmark.com/salestools/color-charts
to see how each Rowmark product can be used!



TERMS & CONDITIONS OF SALE

Rowmark's warranty is limited to replacement of product only, and such warranty does not extend to the costs of any repeat labor or incidental costs. LIMITED WARRANTY, WARRANTY DISCLAIMERS AND LIMITATIONS OF REMEDIES AND LIABILITIES: Except as set forth above, Seller makes NO OTHER WARRANTIES concerning the products whatsoever. SELLER DISCLAIMS AND EXCLUDES ALL OTHER EXPRESS WARRANTIES AND ALL IMPLIED WARRANTIES, INCLUDING WITHOUT LIMITATION THE IMPLIED WARRANTIES OF MERCHANTABILITY AND FITNESS FOR A PARTICULAR PURPOSE concerning the products. In no event will Sellers' liability exceed the paid purchase price of the products. Seller's obligations described in this paragraph shall be Buyer's sole and exclusive remedy against Seller and Seller's Distributors for any liability with respect to the products whether any claim for recovery is based upon or arises out of theories of contract, negligence, tort (including strict liability) or otherwise. Buyer agrees that NO OTHER REMEDY SHALL BE AVAILABLE to Buyer and that IN NO EVENT SHALL SELLER BE LIABLE FOR ANY INCIDENTAL OR CONSEQUENTIAL DAMAGES, including without limitation loss of income, loss of time, loss of sales, cost of replacement items, or claims asserted by Buyer's customers. A suit based on any cause of action must be commenced within one year from the date of delivery of product.



401009